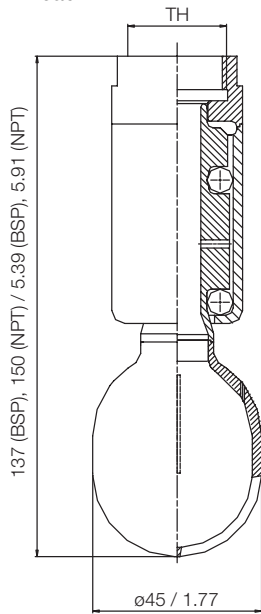


A: Wetting - B: Impact cleaning

For clip-on models, the flow rate is increased by approx 0.5m<sup>3</sup>/h.

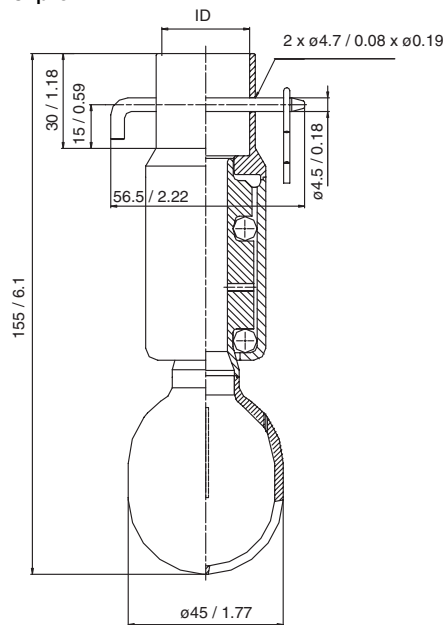
## Dimensions (mm / inch)

### Thread



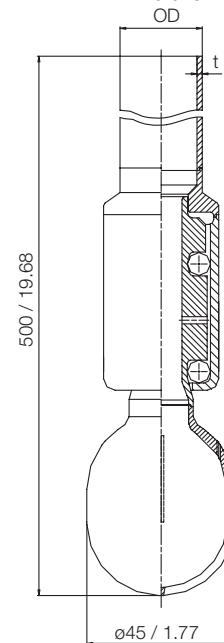
- TH**  
 1/2" Rp (BSP)  
 3/4" Rp (BSP)  
 1/2" NPT  
 3/4" NPT

### Clip-on



- ID**  
 ISO :  $\phi 25.3$  mm

### Weld-on



- OD x t**  
**Welded on pipe**  
 ISO:  $\phi 25 \times 1.6$  mm  
 DN25:  $\phi 29 \times 1.5$  mm

ESE00330EN 0901

The information contained herein is correct at the time of issue,  
but may be subject to change without prior notice.

---

**How to contact Alfa Laval**

Contact details for all countries  
are continually updated on our website.  
Please visit [www.alfalaval.com](http://www.alfalaval.com) to  
access the information direct.